

# METALLIC™

## THE MOST ADAPTED METALLIC EFFECT HEAT TRANSFER FILM FOR ACCESSORIES PERSONALISATION

Looking for a special metallic effect? Metallic is a PU film with a super glossy metallic look.

### Fashion accessories



### Home decor




### Product description

- ✓ Great glossy metal finish.
- ✓ Very thin → Comfortable to wear.
- ✓ Perfect for weightless textiles thanks to its thinness.
- ✓ Available in 9 metallic colours:




Silver 420



Gold 421




Red 437



Fuchsia 460



Blue 435




Bronze 461



Green 436



Zinc 462



Copper 438

### Application key points

- ✓ Very easy to cut.
- ✓ Easy to weed → saves production time.
- ✓ Qualitative metallic visual effect without wrinkled finish.

### Usage benefits

- ✓ Recommended for adding decorative details to fashion and home deco accessories.
- ✓ Perfect for very small and precise designs.
- ✓ Clean finish with no glue excess.

## SPECIFICATIONS

Composition	Average Thickness	Carrier	Dimensions
Foil	60 µm	Adhesive & Transparent Polyester	<b>All references available in:</b> 48cm x 5 m <b>Ref 420 &amp; 421</b> also available in: 48 cm x 10/20 m 36/145 cm x 20 m

## APPLICATION INSTRUCTIONS

Applies on	Cutting	Application Temp. & Duration
Acrylic Cotton/Polyester blends without repellent treatment	Flex Blade 45°	145°C – 15 s 293°F – 15 s

Pressure	Peeling
Medium	Cold

### Step 1 – Cutting

Set up the cutting of your heat transfer film in mirror mode and use a standard flex blade of 45°.

### Step 2 – Weeding

Remove the excess of material (easy weeding).

### Step 3 – Application

Position your design on the textile and press it with a Sefa DUPLEX/ROTEX or equivalent at 145°C/293°F for 15 seconds with a medium pressure.

We do recommend the use of a silicone paper to protect the designs and the textile during the application.

### Step 4 – Peeling

Peel the material when cold.

*NOTE: We highly recommend you to perform tests before launching a production.*

## CARE AND MAINTENANCE RECOMMENDATIONS

Washing	Ironing	Tumble-dry	Dry cleaning
Hand washing only	On reverse side only	Not recommended	Not recommended

Storage life	Storage Temperature & Lightning	Position
Up to 1 year	Dry room with 15°C-30°C/ 59°F-86°F	Away from sunlight Vertical position

### Care and maintenance:

- ✓ Always respect the garments' instructions.
- ✓ Wait 24 hours after the application before the first wash.
- ✓ Avoid the use of aggressive products.

### Washing recommendations:

- ✓ Respect the textile recommendations.
- ✓ Preferably inside out to extend the design's life.
- ✓ Do not bleach.